

Belajar Menulis Seri 3



I J K L

Nama: _____

Kelas: _____

Judul : Belajar Menulis Seri 3 – IJKL
Penyusun : Ummu Abdillah al-Buthoniyyah
Sampul : MRM Graph

Disebarluaskan melalui:



Website:

<http://bam.raudhatulmuhibbin.org>

e-Mail:

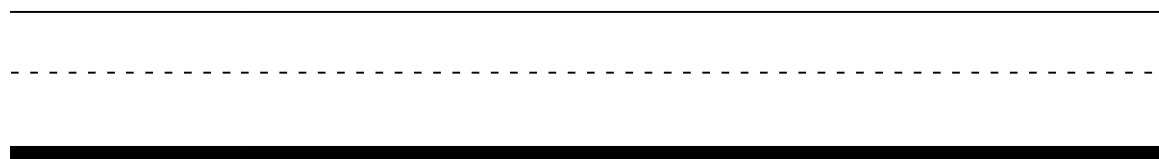
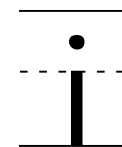
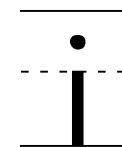
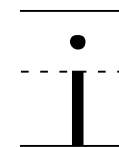
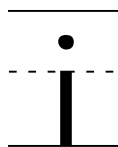
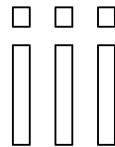
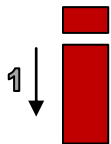
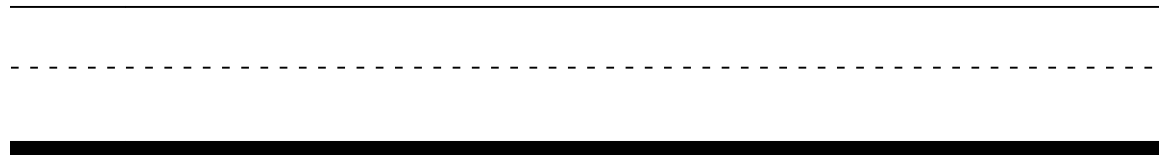
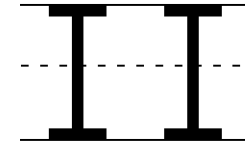
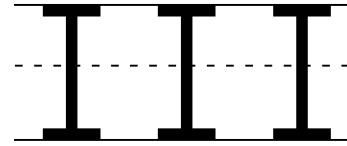
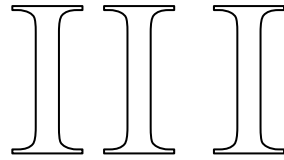
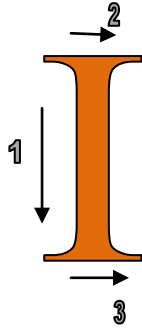
bam@raudhatulmuhibbin.org
redaksi@raudhatulmuhibbin.org

TIDAK untuk tujuan KOMERSIL



Petunjuk:

1. Perhatikanlah huruf berwarna yang disertai tanda panah dengan nomor urut masing-masing
2. Isilah huruf yang kosong dengan menarik garis mengikuti bentuk huruf, sesuai dengan arah panah yang ditunjukkan pada huruf berwarna. Mulailah dari nomor 1, dan seterusnya.
3. Agar tulisan lebih rapih dan rata, salinlah huruf-huruf yang disertai garis bantu, pada garis bantu kosong yang tersedia. Cara penulisan huruf sama dengan cara yang ditunjukkan pada huruf berwarna.
4. Setelah mahir, cobalah menulis huruf dan kata di buku tulismu tanpa disertai garis bantu.
5. Ulangilah terus berlatih sampai tulisanmu menjadi lebih baik dan mudah dibaca.





II

II

Ii

ii

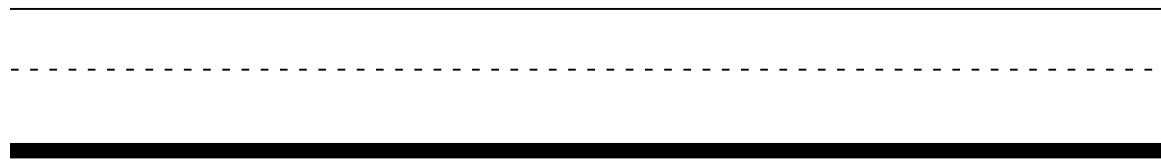
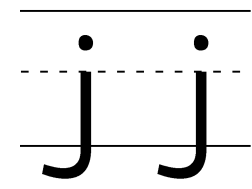
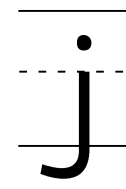
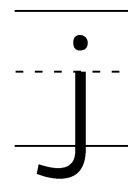
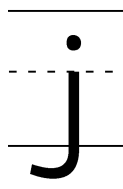
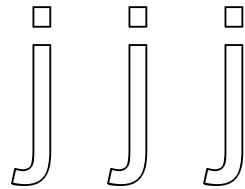
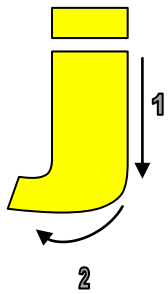
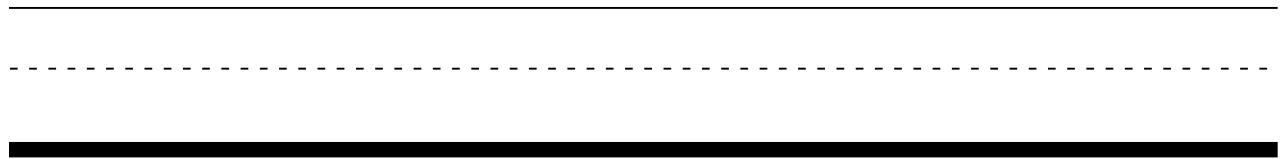





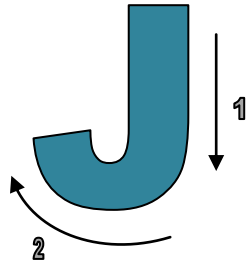
ii

Aie

aie

Iea

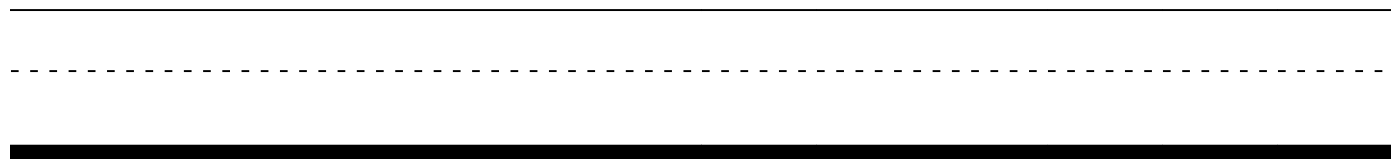
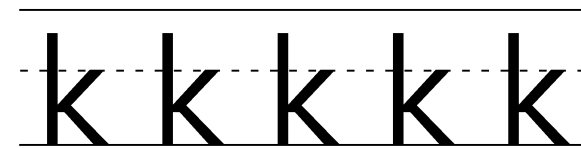
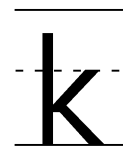
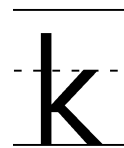
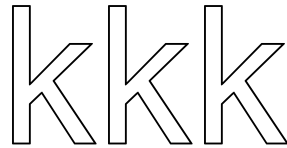
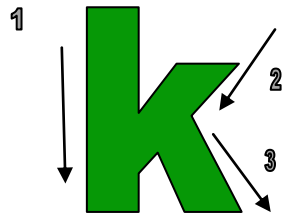
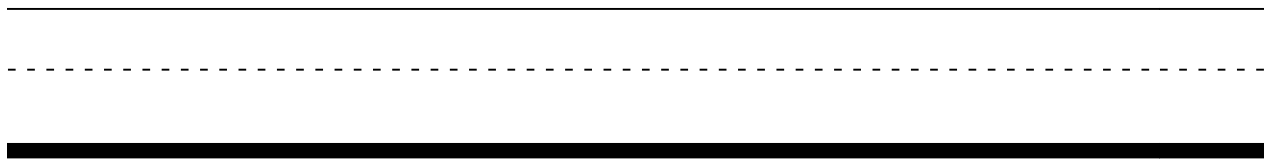
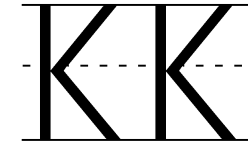
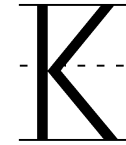
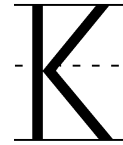

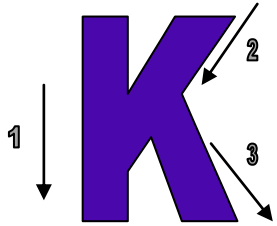
ia





JJ JJ Jj jj jj

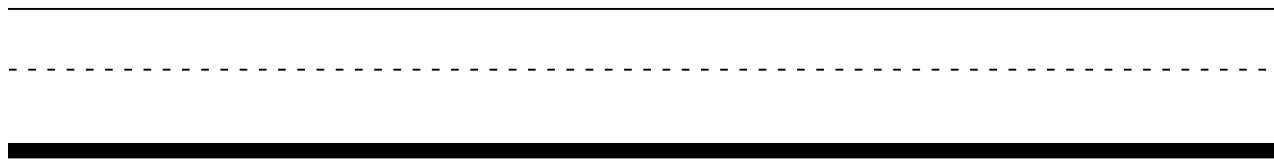
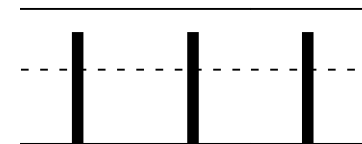
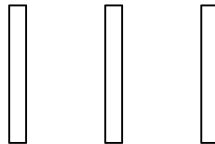
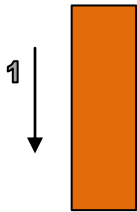
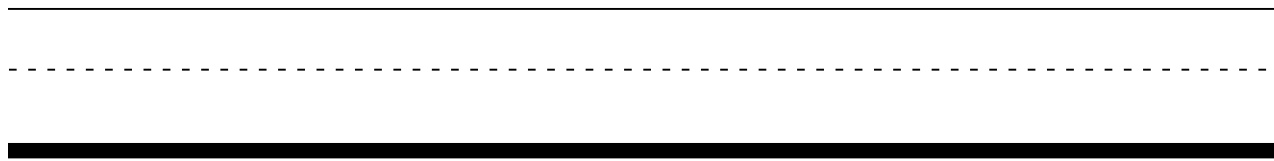
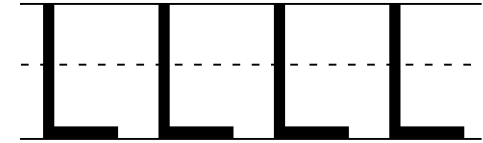
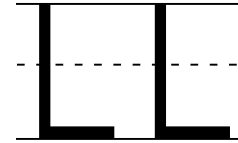
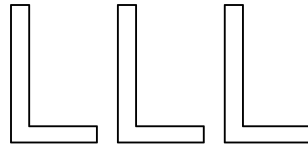
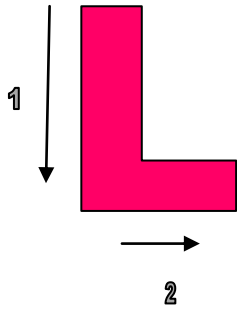
Jaji jiji jije





KK KK Kk kk kkk

Kika kaki Kakek





LL LL Ll ll ll

Lala Lili Lalai



J i k a j e j a k k a k u

K e j i L a k i j e l e k
